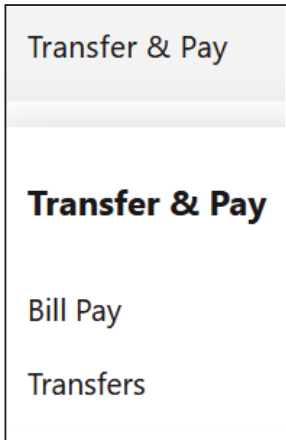




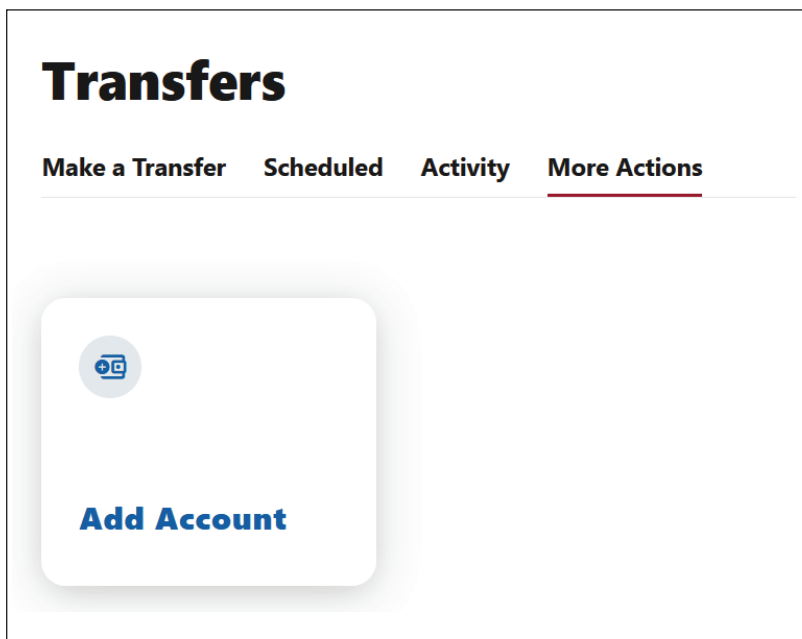
SENDING MONEY MADE EASY (Desktop Version)

Step-by-Step Guide



Click Transfer & Pay

Click on More Actions and Add Account



Click Manually Add an External Account



Educate. Partner. Serve.



▼ Add Account

Select an option below to add a new account



Manually Add an External Account

Enter your external account and routing number to initiate verification. Verification may take up to 3 days, after which you'll be able to make transfers to and from this account.



Add an External Debit Card

Enter your external debit card information to begin making instant transfers with this debit card.



Link to another Brazos Valley Schools Credit Union Member's account to send them money

Enter the recipient's information to begin making transfers to their account. We will notify them by email of this connection.

You will need to accept the ACH disclosure to continue.

Provide the Account Details of which account type you will be sending money from.

◀ Transfer to and from an external account ▶

External accounts are the accounts you hold at other banks and credit unions.

Account details ⓘ

Account type



Checking

Savings

You will provide the following on the external account:

1. Routing Number
2. Account Number (from external account)
3. Confirm Account Number
4. If you want to call the account something else you can under Nickname

Click Continue



Almost done! Follow these steps to confirm your external account.

Step 1
We will send two (2) deposit transactions to this account.
It may take up to three business days to appear in the transaction history.

Step 2
Go to Settings and click on the Accounts tab to confirm the external account.


Done

Confirm your identity via SMS or Email, then enter the code that was either texted or emailed to you and click verify.

Review the two steps to confirm the external account instructions.

Once you receive the code, you will input the code and within 2-3 days, you will receive two small deposits at the other institution. Once you receive the deposit amounts, log back into BVSCU and input the 2 small trial deposits.

Dashboard

 You have **1 pending external account**
Confirm trial deposits to finish linking external accounts

Confirm

Click Confirm and enter the trial deposit amounts.

Once this is complete, you will be able to see the option for this external account under the transfer option.

